

NAME \_\_\_\_\_

DATE \_\_\_\_\_

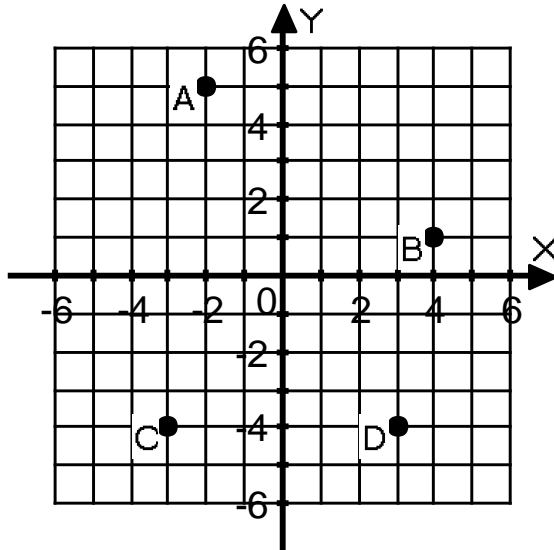
## GRAPHING: Worksheet 1

Name the quadrants the following points are in.

- 1) D
- 2) B

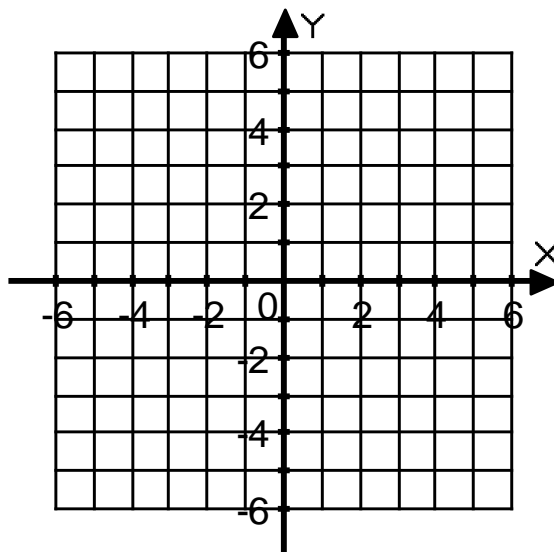
Give the coordinates of the following points.

- 3) A
- 4) B
- 5) C
- 6) D



Graph the following points.

- 7) E(5,0)
- 8) F(-3,-2)
- 9) G(-4,4)
- 10) H(4,-5)



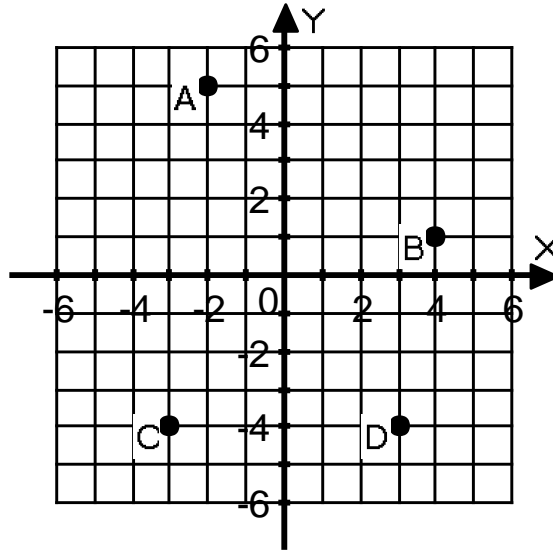
KEY  
GRAPHING: Worksheet 1

Name the quadrants the following points are in.

- 1) D      Quadrant 4
- 2) B      Quadrant 1

Give the coordinates of the following points.

- 3) A(-2,5)
- 4) B(4,1)
- 5) C(-3,-4)
- 6) D(3,-4)



Graph the following points.

- 7) E(5,0)
- 8) F(-3,-2)
- 9) G(-4,4)
- 10) H(4,-5)

